

# MINITRAC 31

## 4 ... 20 mA/HART four-wire

### Radiation-based sensor for density measurement



#### Area of application

The MINITRAC 31 is a radiation-based sensor for non-contact density measurement of liquids and bulk solids. The MINITRAC 31 detects the density contactlessly from outside through the pipeline or vessel wall. Through its compact design it is ideal for mounting in positions hardly to access and in narrow space applications.

#### Advantages

- Simple retrofitting during production processes
- High plant availability through non-contact measurement
- Exact measuring results independent of process conditions

#### Function

In radiation-based measurement, a Caesium-137 or Cobalt-60 isotope emits focussed gamma rays. A special sensor on the opposite side of the vessel receives this radiation. The so-called scintillator converts these gamma rays into signals, the number of which is detected and evaluated. Since gamma rays are attenuated when penetrating matter, the sensor is able to calculate the level, the limit level, the density and the mass flow rate from the intensity of the received radiation.

#### Technical data

Reproducibility	±0.1 % at -40 °C ... +60 °C (-40 °F ... +140 °F)
Ambient, storage and transport temperature	-40 °C ... +60 °C (-40 °F ... +140 °F) Extended range available
<b>Voltage supply</b>	
Operating voltage	20 ... 72 V DC; 20 ... 253 V AC, 50/60 Hz
Max. power consumption	4 W; 6 VA
<b>Analogue input</b>	
Input type	4 ... 20 mA passive
Internal load	250 Ω
<b>Switching input</b>	
Input type	
– Open Collector	10 mA
– Relay contact	100 mA
<b>Relay output</b>	
Turn-on voltage	min. 10 mV, max. 253 V AC, 253 V DC
Switching current	min. 10 µA, max. 3 A AC, 1 A DC
Breaking capacity	min. 50 mW, max. 750 VA AC, 40 W DC
<b>Current output</b>	
Range	4 ... 20 mA/HART, active or passive
Max. load	500 Ω (300 Ω with intrinsically safe IS)
<b>Switching output</b>	
Type of output	NPN transistor output (floating)
Turn-on voltage	< 55 V DC
Load current	< 400 mA
Weight	4.5 kg (10 lbs.)
SIL rating	up to SIL2

#### Materials/Scintillator

Sodium iodide (NaI) is used as scintillation material.

#### Housing versions

The housing is available as double chamber version of Aluminium or stainless steel in protection class IP 66/IP 67.

#### Electronics versions

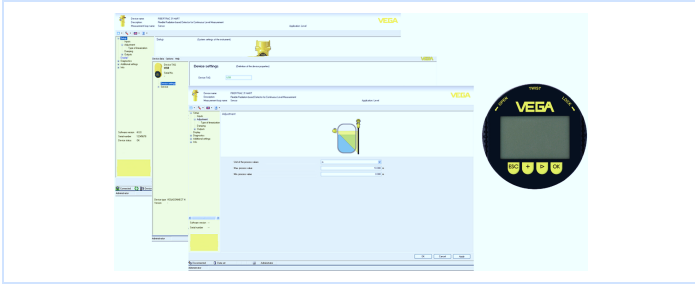
4 ... 20 mA/HART is available as electronics version. Intrinsically safe outputs are optionally available.

#### Approvals

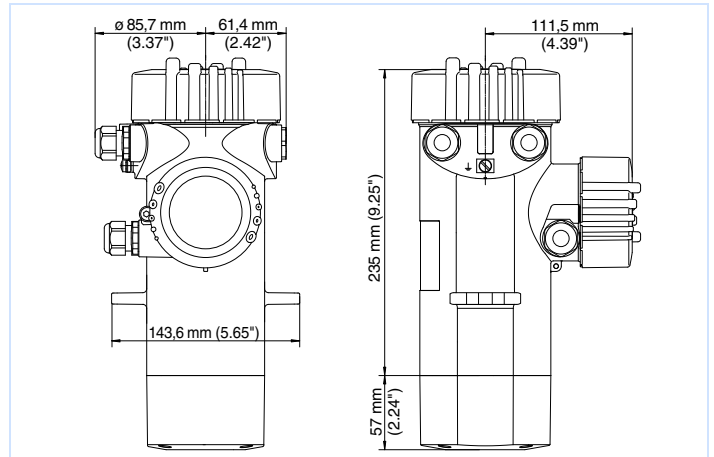
You can find detailed information on the existing approvals in the "configurator" on our homepage under [www.vega.com/configurator](http://www.vega.com/configurator).

## Operation

The adjustment of the instrument is carried out via the optional indicating and adjustment module PLICSCOM or via a PC with the adjustment software PACTware and respective DTM. Further adjustment options are available via HART communicator as well as manufacturer-specific programs such as AMS™ or PDM.



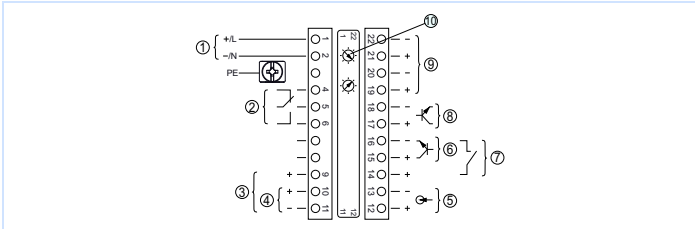
## Dimensions



Dimensions MINITRAC 31

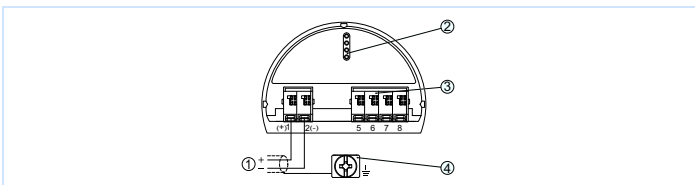
## Electrical connection

Two connection chambers are available. Depending on the instrument version, the signal output is either in the primary or in the secondary chamber.



Primary terminal connections

- 1 Power supply
- 2 Relay output
- 3 4 ... 20 mA active output (only explosion protected instruments)
- 4 4 ... 20 mA passive output (only explosion protected instruments)
- 5 4 ... 20 mA input
- 6 Switching input Open Collector
- 7 Switching input relay contact
- 8 Switching output (NPN transistor)
- 9 Multisensor communication bus
- 10 2 x address switches for multisensor systems



Secondary terminal connections

- 1 4 ... 20 mA output option (only intrinsically safe instruments)
- 2 PLICSCOM connection
- 3 Connections for external indication (VEGADIS 61)
- 4 Ground connection

## Information

You can find further information about the VEGA product line on our homepage [www.vega.com](http://www.vega.com). In the download section under [www.vega.com/downloads](http://www.vega.com/downloads) you'll find free operating instructions, product information, brochures, approval documents, instrument drawings and much, much more.

## Instrument selection

With the "finder" you can select the most suitable measuring principle for your application: [www.vega.com/finder](http://www.vega.com/finder). You can find detailed information on the instrument versions in the "configurator" on our homepage under [www.vega.com/configurator](http://www.vega.com/configurator).

## Contact

You can find the VEGA agency serving your area on our homepage [www.vega.com](http://www.vega.com).